



Xenon light source



Microfluidic Reagent Rotor

7 minutes

Sample-to-answer in 3 simple steps and approximately 7 -12 minutes

Clinical Chemistry⁺ - Pointcare[®] M4 On-site Blood Chemistry Analyzer

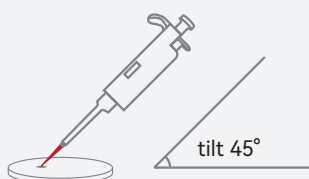
EASY TO USE

Fully automatic system - no special operating skills required

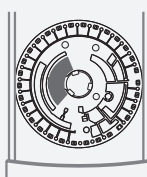
- 4.3 inch capacitive touch screen
- 100µL whole blood, serum or plasma.
- Barcoded prefabricated calibration information
- LIS compatible, no need to manually enter patient information.
- Results could be printed through a thermal printer (optional) , an office printer or through data management platform (MDMP).
- Ability to print reports with your practice logo by installing the MNCHIP medical data management platform.

QUICK RESULTS

From sample to complete results in 3 simple steps in approximately 7-12 minutes



1. Add sample



2. Insert disc

Page Up		Page Down		Open	
Name:	Age:				
ID:	Gender:				
Department:	Patient Area:				
Sample type:					
Lot:					
Item Name	Result	Indicator	Ranges	Unit	
ALB	45.0		40-50	g/L	

3. Read results

PRECISE MEASUREMENTS

Advanced technology ensures precise results

- Microfluidic discs with pre-installed reagent beads ensure accurate analysis of blood samples and reagents.
- Stable measurement optics include a stroboscopic xenon lamp, a wavelength selection system, and a multiple-wavelength detector.
- Integrated quality control software monitors the entire process in real time (ensuring consistent analysis of blood samples, reagents, microfluidic discs and chemistry analyzer).

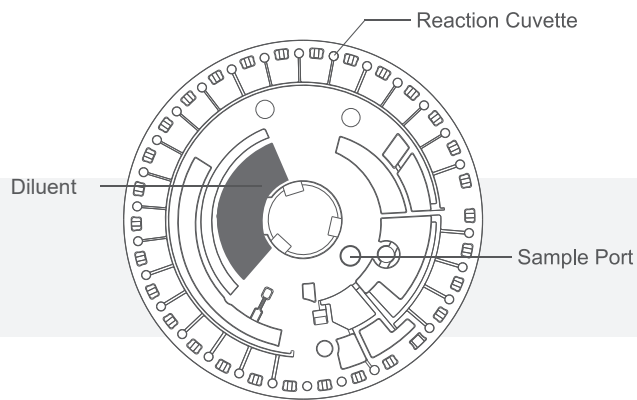
Specifications

Sample Type	Whole blood, Plasma, Serum
Sample Size	100µL
Time to Results	About 7-12 minutes
User Interface	4.3 Inch touch screen
Reaction Temperature	37°C±0.2°C
Power Requirement	120VA
Dimensions	210(L)×125(W)×175(H)mm
Net weight	About 2.5kg

Parameters	Up to 19 parameters in one test, 33 parameters configured into 10 profiles
Reagent Disc	Disposable, prepackaged with self-contained lyophilized reagent
Calibration	Automatic self-calibration by scanning QR Code on the aluminium foil pouch
Quality Control	Built-in Realtime Quality Control (RQC) system
Connection Interfaces	WLAN, USB, Ethernet interface, compatible with LIS
Print Mode	Optional external thermal printer, office printer (optional), MDMP, LIS
Data Capacity	50,000 test results and quality control data
Operation Environment	Temperature 10-30°C, Humidity 40-85%

MNCHIP

Pointcare® M4 Reagent Discs



	General Chemistry I Lyophilized Kit	Clinical Emergency Lyophilized Kit	Renal Function Panel Lyophilized Kit	Liver Function Panel Lyophilized Kit	Electrolyte Panel Lyophilized Kit	Glucose and Lipid Panel Lyophilized Kit	General Chemistry II Lyophilized Kit	Liver and Renal Function Lyophilized Kit	Ammonia Panel Lyophilized Kit	General Chemistry IV Lyophilized Kit
TP	TP			TP				TP		TP
ALB	ALB		ALB	ALB				ALB		ALB
GLO*	GLO*			GLO*				GLO*		GLO*
A/G*	A/G*			A/G*				A/G*		A/G*
ALT	ALT			ALT				ALT		ALT
AST	AST	AST		AST				AST		AST
GGT				GGT				GGT		GGT
ALP				ALP						ALP
TBIL	TBIL			TBIL				TBIL		TBIL
DBIL	DBIL			DBIL						DBIL
IBIL*	IBIL*			IBIL*						IBIL*
UA	UA	UA	UA							UA
CRE	CRE	CRE	CRE				CRE	CRE		CRE
UREA	UREA		UREA				UREA	UREA		UREA
CK		CK								
CK-MB		CK-MB								
LDH		LDH								
α-HBDH		α-HBDH								
AMY		AMY					AMY			
GLU	GLU	GLU				GLU	GLU	GLU		GLU
GSP						GSP				
TG	TG					TG				TG
CHOL	CHOL					CHOL				CHOL
HDL-C	HDL-C					HDL-C				HDL-C
LDL-C*	LDL-C*					LDL-C*				LDL-C*
K ⁺		K ⁺				K ⁺				K ⁺
Na ⁺		Na ⁺				Na ⁺				Na ⁺
Cl ⁻		Cl ⁻				Cl ⁻				Cl ⁻
Ca ²⁺			Ca ²⁺			Ca ²⁺				Ca ²⁺
P			P			P				P
Mg ²⁺						Mg ²⁺				Mg ²⁺
CO ₂		CO ₂	CO ₂			CO ₂				CO ₂
NH ₃									NH ₃	

* Calculated test value